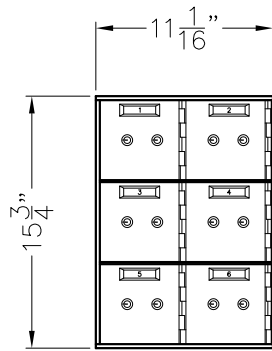
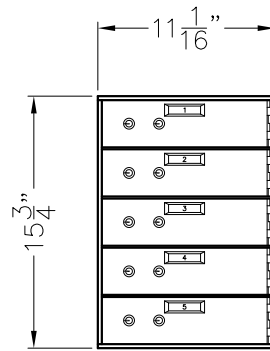


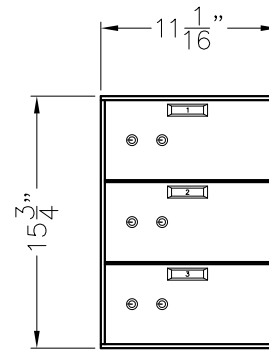
MODEL 511-10
(10) 3 x 5 OPENINGS



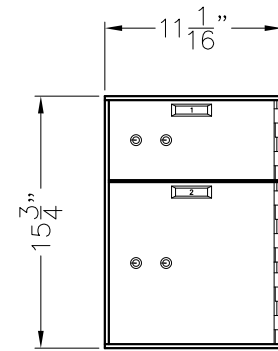
MODEL 511-6
(6) 5 x 5 OPENINGS



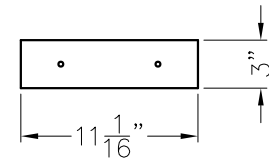
MODEL 511-5
(5) 3 x 10 OPENINGS



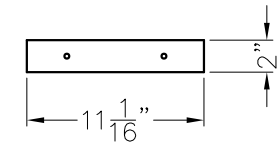
MODEL 511-3
(3) 5 x 10 OPENINGS



MODEL 511-2
(1) 5 x 10 OPENING
(1) 10 x 10 OPENING



MODEL 521-9100
BASE ASSEMBLY



MODEL 521-9300
SPACER ASSEMBLY

- SECTION SIZE: 15-3/4" HIGH x 11-1/16" WIDE x 24" DEEP
- USE WITH 500 SERIES SAFE DEPOSIT BOX SECTION MODEL 515
- SINGLE WIDTH SECTIONS ARE AVAILABLE WITH RIGHT SWING DOORS ONLY
- REINFORCED COATED STEEL CASE WITH ANODIZED ALUMINUM FRONT FRAME
- ALL SECTIONS HAVE PROVISIONS FOR SECURING ADJOINING SECTIONS AT TOP, BOTTOM, AND SIDES
- DOORS MACHINED FROM SOLID ALUMINUM ALLOY WITH STAINLESS STEEL FRONT
- NUMBER STRIPS WITH BLACK CHARACTERS ON A BRASS TONE BACKGROUND SET IN A FRAME WHICH COMPLEMENTS THE STAINLESS STEEL DOOR FRONT PLATE
- UL LISTED DOUBLE NOSE FIXED/FIXED LOCKS FINISHED IN BRASS
- FRAME INTERLOCKING HINGES FINISHED IN BRASS
- REMOVABLE BOND BOXES
- BASE ASSEMBLY IS COMPLETE WITH STAINLESS STEEL TRIM, AND LEVELING LEGS

DO NOT SCALE

American
vault[®] Waco Texas

PRODUCT APPLICATION DRAWING
500 SERIES SAFE DEPOSIT BOX
MODEL 511 (SINGLE WIDTH)

SIZE	DWG NO	DATE	SHEET
A	20110	12.01.2023	1 OF 1