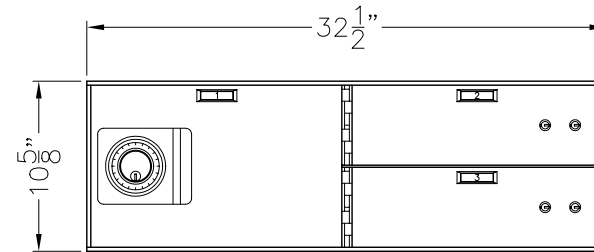
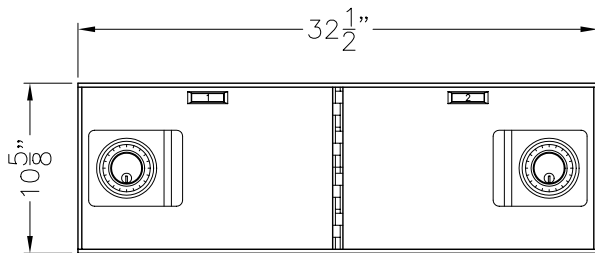


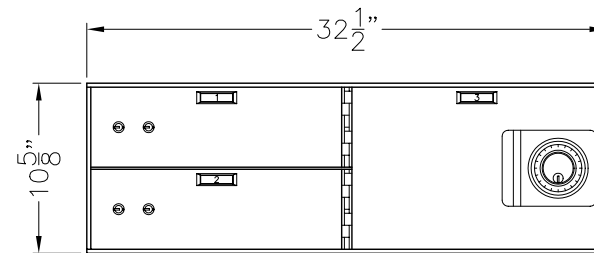
MODEL 551-4
(4) 5x16 OPENINGS



MODEL 551-1/2
(1) 10x16 OPENING
(2) 5x16 OPENINGS



MODEL 551-2
(2) 10x16 OPENINGS



MODEL 551-2/1
(2) 5x16 OPENINGS
(1) 10x16 OPENING

- SECTION SIZE: 10-5/8" HIGH x 32-1/2" WIDE x 18" OR 24" DEEP
- CONSTRUCTION: REINFORCED COATED STEEL CASE, ANODIZED ALUMINUM FRONT FRAME
- COMBINATION LOCKS: GROUP 2, 3 WHEEL, WITH KEY-LOCKING DIAL AND RING
- SAFE DEPOSIT LOCKS: UNIVERSAL, DOUBLE NOSE, FIXED/FIXED, FINISHED IN BRASS
- HINGES: FRAME INTERLOCKING, FINISHED IN BRASS
- DOORS: MACHINED FROM SOLID ALUMINUM ALLOY, FINISHED WITH STAINLESS STEEL
- NUMBER STRIPS: BLACK CHARACTERS ON A BRASS TONE BACKGROUND SET IN A FRAME WHICH COMPLEMENTS THE STAINLESS STEEL DOOR FRONT PLATE



PRODUCT APPLICATION DRAWING
500 SERIES LOCKERS
MODEL 551

SIZE	DWG NO	DATE	SHEET
A	20061-551	03.04.2013	1 OF 1